




# Nissan Navara NP300

## Auto Mirror Fold Module

Product Code 6516

If you require any help with installation please call us on +44 (0)1677 428799

or eMail to [sales@4x4at.com](mailto:sales@4x4at.com)



### IMPORTANT

Please make sure your vehicle has a mirror folding motor

There will be a mirror folding switch on the driver door panel

**1a) Remove the cover**



**1b) Cover removed**



**1c) Remove the screw**



**2a) Remove the door handle surround carefully (it is easily broken)**




**2b) Door handle surround removed**




**2c) Door handle surround**



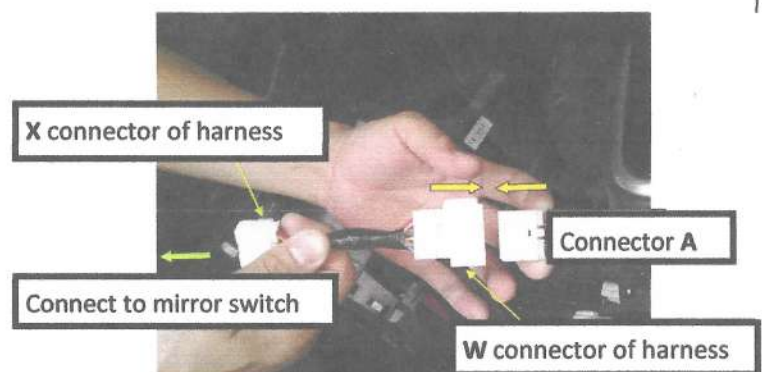
- 3) Remove the door card by carefully levering out all retaining clips



- 4) Connectors are now exposed




- 5) Remove connector A (located under the mirror switch) from the mirror switch. Connect harness connector W to connector A. Connect harness connector X to the mirror switch






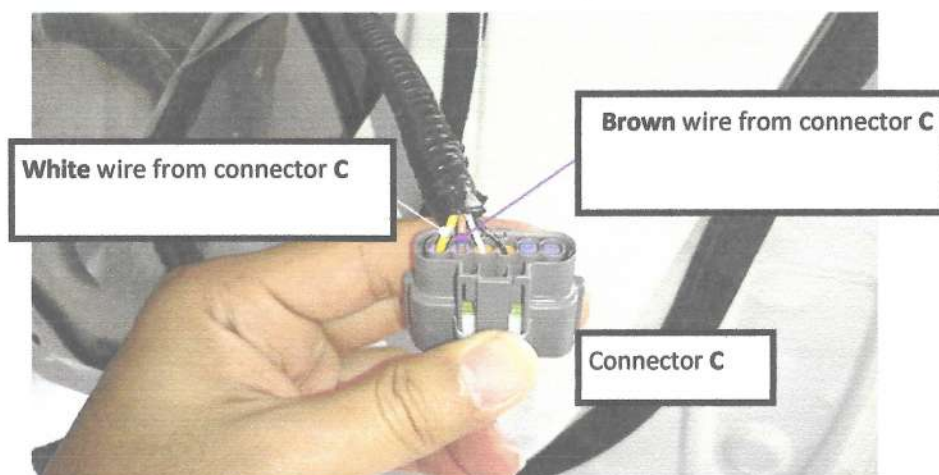
6) Solder harness **RED** wire to **PINK** wire from connector B. Insulate joint adequately and securely.



7) Insert your hand to remove Connector C



8) Solder harness **WHITE** wire to **YELLOW** wire from connector C. Solder harness **BLUE** wire to **BROWN** wire from connector C. Insulate joints adequately and securely



#### NOTE

4x4AT/NLG recommends that installation is done by a Qualified Auto Electrician. Any electrical faults due to improper installation will not be warranted by 4x4AT/NLG.

#### DON'T FORGET

Don't forget to place the window back into auto up/down mode. Press the window down switch and wait for 5 seconds after the window has reached the fully open position before releasing the switch. Press the window up switch and wait for 5 seconds after the window has reached the fully shut position before releasing the switch

## Operating the Auto Mirror Fold Module

Ignition switch is ON

The mirror can be opened / closed using the mirror switch on the door panel

Ignition switch is OFF



If the mirror switch is in the **CLOSED** position (off-mode), the mirror will remain closed and there will be no response to a lock / unlock signal



If the mirror switch is in the **OPEN** position (normal auto mode), a lock signal will close the mirror and an unlock signal will open the mirror

### Special one-time functions (system will revert to auto mode after 10 seconds)

**LOCK**—leaving the mirror open

press **unlock** and then **lock** within 1 second

**UNLOCK**—leaving the mirror closed

press **lock** and then **unlock** within 1 second